

artdepartment

40 FT CONTAINERPOOL

ARTDEPARTMENT BERLIN GMBH/PROJECT 2x20FT

WE DESIGN AND MANUFACTURE CONTAINER BUILDINGS FOR TEMPORARY AND PERMANENT USE.



ARTDEPARTMENT BERLIN GMBH
PLANNING AND DESIGN

CONTACT:

ARTDEPARTMENT BERLIN GMBH
FRAENKELUFER 46
10999 BERLIN

+49 (0)30 61789220
MAIL@ARTDEPARTMENT-BERLIN.COM
INFO@2X20FT.COM
WWW.2X20FT.COM

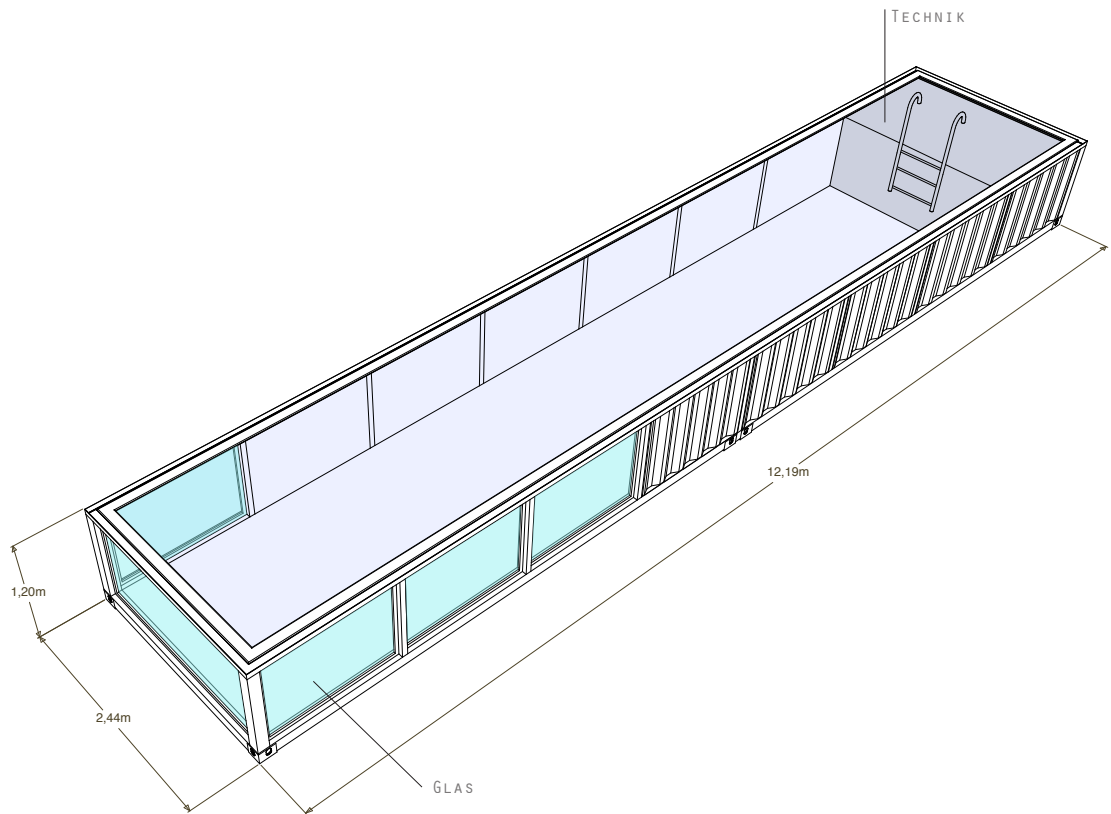


CONTAINERPOOL

2017 © ARTDEPARTMENT BERLIN GMBH

artdepartment

40 FT CONTAINERPOOL



THE DIMENSIONS OF THE CONTAINERPOOL IN LENGTH AND WIDTH ARE THE SAME SIZE AS A 40FT CONTAINER (2,44 x 12,19M). THE HEIGHT IS 1,2M; THE POOL DEPTH 1M.


THE WEIGHT IN EMPTY STATE AMOUNTS TO CA. 5,5T; FILLED CA. 32,5T.

THE POOL IS COMPOSED OF A STEEL FRAME CONSTRUCTION AND PLAIN METAL SHEETING. THE FRONT SIDE AS WELL AS THREE FIELDS OF THE FRONT AND ONE FIELD OF THE BACK SIDE ARE GLAZED. THE OVERFLOW CHANNEL OF THE POOL IS COVERED WITH A WOODEN FRAME.

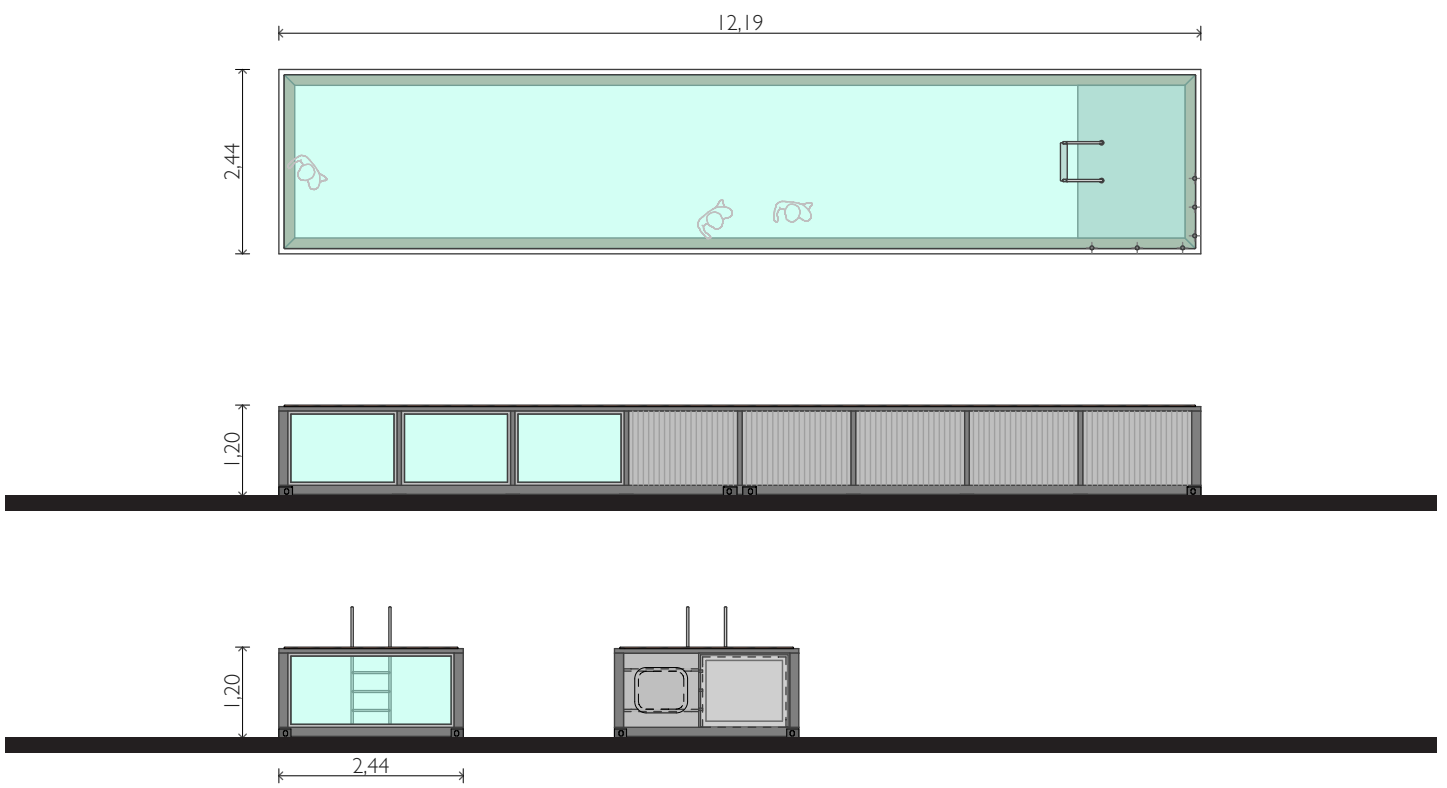
THE FIELD IN THE BACK INTEGRATES POOL ACCESSORIES (FILTRATION PLANT, RADIATOR AND CIRCULATING PUMP) WHICH IS ACCESSIBLE FROM THE BACKSIDE. TWO UNDERWATER LAMPS STAGE THE POOL AT NIGHT.

NECESSARY FOR THE ACTIVATION OF THE POOL IS A WATER SUPPLY AND AN ELECTRICAL CONNECTION (16 AMP). A SPECIALISED POOL ENGINEER IS RESPONSIBLE FOR REGULAR INSPECTIONS OF THE WATER QUALITY (CHLORID CONTENT ETC.).

FOR A COMFORTABLE ENTRANCE FROM THE OUTSIDE STAIRS ARE INEVITABLE. IN CASE OF PUBLIC EVENTS A BANISTER IS REQUIRED. ON DEMAND WE ARE DELIGHTED TO OFFER YOU THOSE EXTRAS.



40 FT CONTAINERPOOL



PLAN VIEW

40 FT CONTAINERPOOL

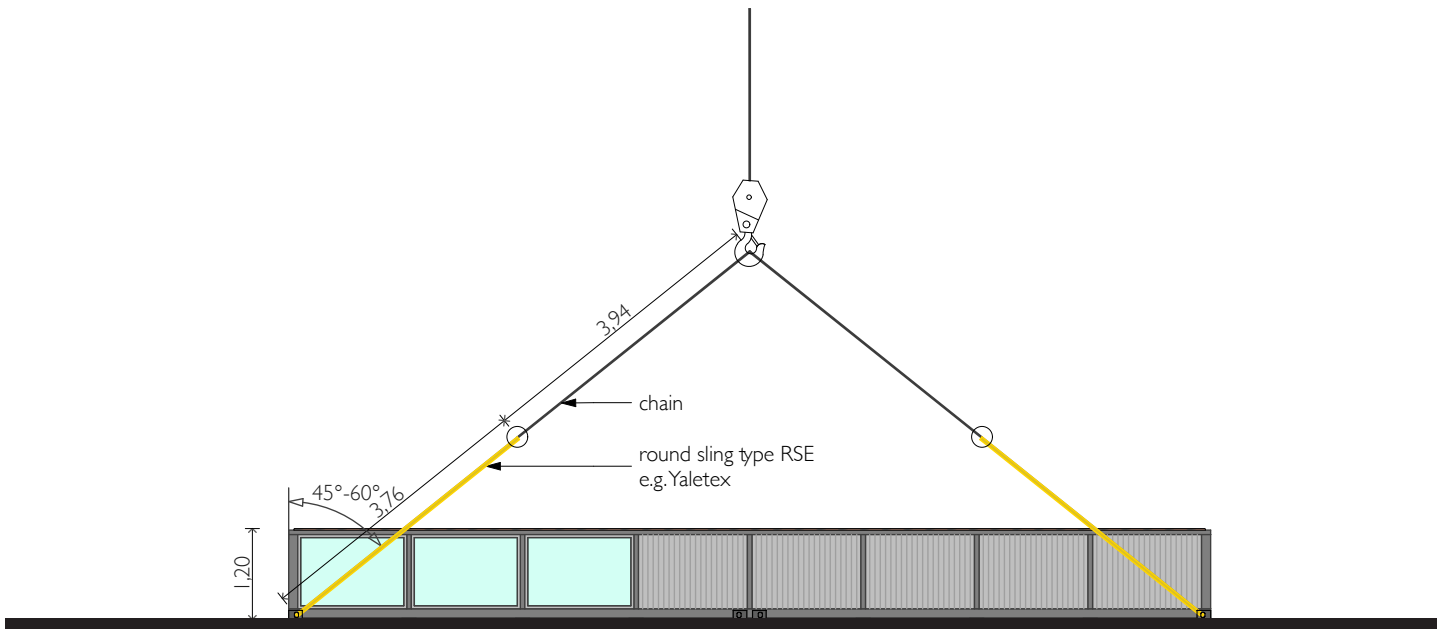
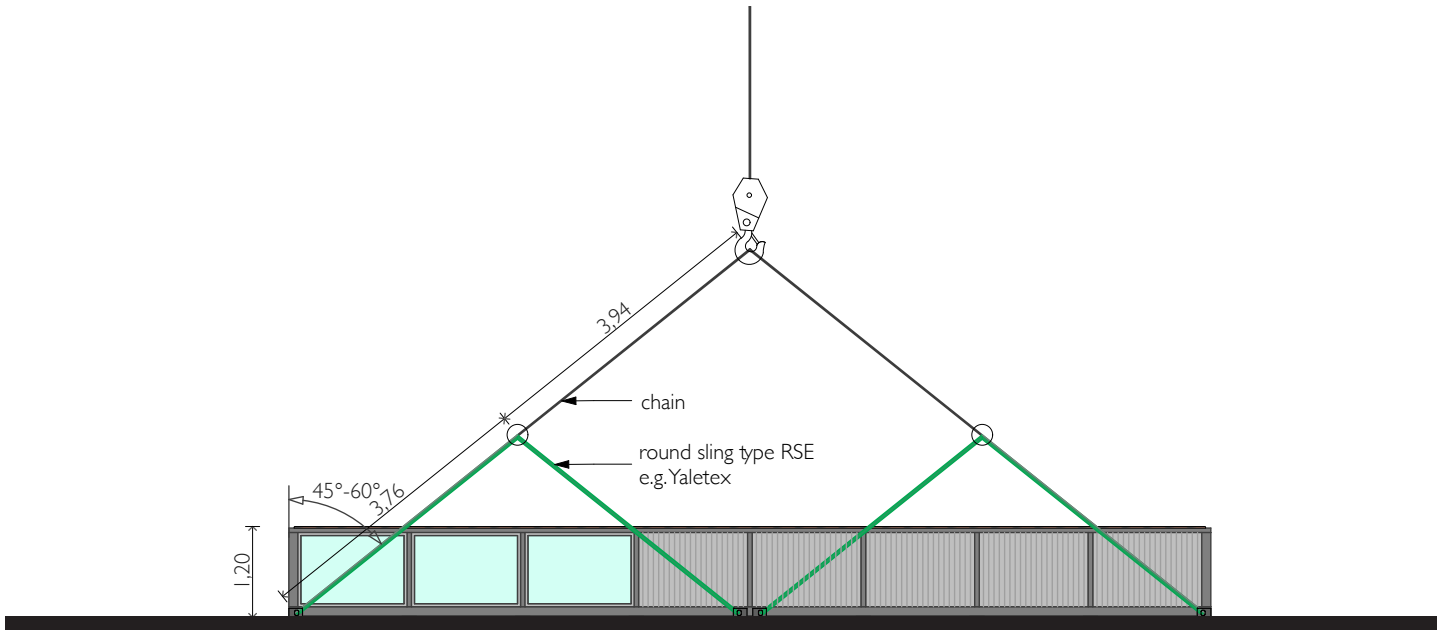
POOL TECHNOLOGY:

- FILTER CONTAINER 500 MM
MADE OF GLASS FIBER REINFORCED POLYESTER
(SIDE OUTLET, 1 1/2 INCH INCL.
PRESSURE GAUGE, VENTILATION AND EMPTYING)
- SWIMMING POOL FILTER PUMP 10M³ / H
380 VIO, 69 Kw
- FILTER MATERIAL MADE OF GLASS GRANULES
- PVC BALL VALVE 63 MM
- GROUND INLET NOZZLE MADE OF RED BRASS 1 1/2 INCH
WITH DIAPHRAGM V4A (WITH QUANTITY REGULATION)
- FLANGE SET FOR GROUND NOZZLE
- INSTALLATION NICHE FOR PREFABRICATED POOLS MADE
OF RED BRASS (WITH SPECIAL FLANGE SEALING FROM
THE FRONT)
- UNDERWATER SPOTLIGHT INSERT 300W / 12V
WITH STAINLESS STEEL COVER V4A
- SAFETY TRANSFORMER 600 VA / 12V
- FLOOR DRAIN MADE OF RED BRASS WITH COVER V4A
- FLANGE SET FOR FLOOR DRAIN
- ELECTRIC SWIMMING POOL HEAT EXCHANGER 18KW
IN KC. CONTROL THERMOSTAT, SAFETY TEMPERATURE LI
MITER AND FLOW SWITCHES
- SWIMMING POOL PIPING SYSTEM INCL. TUBE MATERIAL,
SCREW CONNECTIONS, FITTINGS, ELBOWS, SLEEVES,
FIXING MATERIAL
- ELECTRICAL CONNECTION:
2-ROW ELECTRIC DISTRIBUTION BOX ON PVC-
MOUNTING PLATE, EQUIPPED WITH ALL DEVICES SUCH
AS FAULT-CURRENT CIRCUIT BREAKER, FUSES,
CONTACTORS FOR POOL HEATING (SUPPLY VIA 32A POW
ER PLUG), ELECTRICAL CONNECTION FOR THE UNDERWA
TER LIGHTS

THE POOL DOES NOT MEET THE GUIDELINES FOR PUBLIC SWIM-
MING POOLS.

40 FT CONTAINERPOOL

LOADING OPTIONS



ARTDEPARTMENT BERLIN GMBH
PLANNING AND DESIGN

CONTACT:

ARTDEPARTMENT BERLIN GMBH
FRAENKELUFER 46
10999 BERLIN

+49 (0)30 61789220
MAIL@ARTDEPARTMENT-BERLIN.COM
ARTDEPARTMENT-BERLIN.COM
INFO@2X20FT.COM
WWW.2X20FT.COM